

Northwood High School Class of 2019



Senior College Handbook

Welcome to your senior year! This is a big year filled with challenges, fun, uncertainty and excitement as you complete your high school education and make choices for your future. This handbook is designed to give you information that is essential for you to complete the college application process. It is not designed to cover everything, so please see your counselor if you have additional questions or are applying to private schools. We have a lot of information and resources available to you, so just ask!

Table of Contents

A Brief Description of Different College Options	2
Exploring College Options	4
Finding a “Fit”	7
College Application Breakdown	10
The Common Application	13
Applying to College: The NHS Process	15
College Funding Options	18
Important Information You Need to Know	19
Important Dates	20
Teacher Form for Teacher Recommendation	21
Application Checklist	22
IUSD Release of Information	23
Senior Questionnaire	24

A Brief Description of Different College Options

California Community Colleges

The California Community College System is the largest system of higher education in the nation, serving 2.1 million students on 113 college campuses throughout California. Community colleges offer a smooth transition to a 4-year institution. Sixty percent of students who graduate from a California State University and thirty percent of students who graduate from a University of California began at a community college. At the community college level, students who plan to transfer to a 4-year institution can take lower division college classes that fulfill their general education requirements at the 4-year level. Community college students may also earn an Associate Degree or complete a certificate program for Career Technical Education. To enroll at a community college, a student must be 18 years old or a high school graduate.

The community college may be a good choice if:

- You wish to attend a college which will train you in 6 months to 2 years for a career
- You plan on going to a 4-year institution, but you prefer to complete your general education requirements at a community college for financial or other reasons (e.g. you'd like to stay close to home)
- You plan on attending a 4-year college, but you did not meet the academic requirements to enter directly after high school
- You know you want to attend college, but you are unsure of where you want to go or what you want to study, so you want to complete general education requirements before making a decision

California State University (CSU)

The CSU system is a leader in supplying graduates with the necessary technical and personal skills to establish a workforce in critical knowledge-based industries. It is one of the most affordable 4-year institutions. It has over 430,000 students on 23 campuses and offers over 240 subject area majors. CSU is committed to enrolling the top third of California students who have met the minimum eligibility requirements. The minimum requirements for admission are that a student completes the high school A-G approved courses with a C or higher, which equates to a minimum academic GPA of 2.0. Most are looking for students to complete more than the minimum as the campuses are becoming more competitive. Additionally, they use your SAT/ACT score with your GPA to determine your Eligibility Index. Check out www.calstate.edu/apply to see the requirements and Eligibility Index Calculator.

University of California (UC)

The UC system serves more than 220,000 students at both the undergraduate and graduate level. The nine campuses that host undergraduate students offer a wide range of fields, offering over 150 disciplines. Admission to the UC's is highly competitive. To be eligible to apply to a UC campus, a

student must meet the A-G subject criteria with a minimum academic GPA of 3.0 and they must submit a score on the ACT (plus writing) and/or the SAT (plus writing). Additional UC application components include personal insight questions and extra-curricular activities. Because there are more applicants than spots, meeting the minimum requirements does not necessarily guarantee you a place at a UC campus or in the major of your choice. Check out www.universityofcalifornia.edu to see admissions requirements, filing dates, and the application.

Private Institutions

In addition to the many fine public colleges, there are hundreds of independent or private colleges to choose from around the country. These colleges do not have direct financial support or control from the state. This means they have greater independence when designing programs, defining admission criteria, and determining the culture of the school. Private colleges and universities are quite diverse in nature, including major research institutions, comprehensive universities, small liberal arts colleges, and faith-based colleges and specialized colleges. Since these universities do not receive state funding, the cost is higher than public colleges and universities. However, these institutions offer a variety of scholarship and financial aid programs.

Some private schools are highly selective where others are less selective. Visit the college's admission websites, review college catalogs, view Naviance data, and talk with your counselor for specific information. Private institutions consider a variety of factors to determine admission. These factors vary for each institution, but they generally include:

- Your high school record
 - A sound college preparatory program
 - Challenging course selection that requires critical thinking
- Your high school profile - context
- College Admissions Tests: SAT and/or ACT
- Extra-Curricular Involvement
- Essay(s)
- Recommendations (teacher and/or counselor)
- Special Talents or Achievements
- Personal Background
- Interview

Exploring College Options

Naviance

Naviance is a web-based service designed especially for students, counselors, and parents. It is a comprehensive website that you can use to help make decisions about courses, colleges, and careers. Your Naviance portal also provides up-to-date information about college admission data that is specific to our school. It also lets us share information with you about up-coming meetings, news, events and web resources for college and career information.

Logging in to Naviance

1. Go to the Northwood website and click on the Naviance logo on the left hand side
2. On the log-in page for Naviance, enter your Northwood log-in info (username and password is the same as for your Northwood account).
3. Go to the **ABOUT ME** tab. Under “Home” click on “My Account”. You can double check information. **PLEASE ADD YOUR EMAIL ADDRESS.** Click on the pencil and type it in twice to confirm.

During your senior year, Naviance will be used as a college application manager. You will put in all of the schools to which you are applying. You can see deadlines for applications, see when materials have been submitted, email with counselors, and get the most up-to-date information on the college application process. It is something we will be using throughout your senior year, so it is important to log-in periodically.

You will still be filling out applications through each specific college; however, transcripts, letters of recommendations and reports are all managed through the Naviance portal. Counselors and teachers will use Naviance to send your required information so it is important that the portal is accurate and up-to-date!

Here is a list of activities you can do on Naviance:

Feature	Description	How to Access
Career Interest Profiler	<ul style="list-style-type: none">• A career interest survey. Use the results to explore suggested occupations; examine the education, training, and skills required, as well as wages typical for these occupations• This information is also useful when exploring possible college majors	<ol style="list-style-type: none">1. Click the <i>Careers</i> tab2. Click the <i>Career Interest Inventory</i> hyperlink under the <i>What Are My Interests?</i> section
College Super Match	<ul style="list-style-type: none">• Set search criteria to yield a list of colleges to explore. Save your search to access/modify.• Click on the various tabs of individual college profiles to learn more about	<ol style="list-style-type: none">1. Click on the <i>Colleges</i> tab2. Click the <i>College Supermatch</i> hyperlink under the <i>College Research</i> section

	<p>financial aid, majors and degrees, and campus life.</p> <ul style="list-style-type: none"> • Add colleges you are interested in to your My Colleges list for future reference. 	
Do What You Are	<ul style="list-style-type: none"> • Completion of the assessment will generate a report that will provide you with important information about your personal characteristics. You will learn about careers that are matched to you, your personal strengths and blindspots, how you negotiate in your daily life, and a host of other useful information. 	<ol style="list-style-type: none"> 1. Click the <i>About Me</i> tab 2. Click the <i>Personality Type</i> hyperlink under the <i>Interesting Things About Me</i> section
College Super Match	<ul style="list-style-type: none"> • Allows you to use historical GPA and test score info to match you with colleges that you may want to explore further (please remember that there are many factors that affect college admissions – this is just a tool to help you look at other potential colleges to consider). 	<ol style="list-style-type: none"> 1. Click on the <i>Colleges</i> tab 2. Click the <i>College Super Match</i> hyperlink under the <i>College Research</i> section
Scholarship List	<ul style="list-style-type: none"> • College- and local organization-sponsored scholarship opportunities. • You can also browse by category to yield a search list relevant to your interests/special talents. 	<ol style="list-style-type: none"> 1. Click the <i>Colleges</i> tab 2. Click the <i>Scholarship List</i> hyperlink under the <i>Scholarships & Money</i> section
Scattergrams	<ul style="list-style-type: none"> • Allows you to see GPA/test scores on a graph in comparison to other NHS students that applied and were accepted/denied/ waitlisted to the same school. 	<ol style="list-style-type: none"> 1. Click the <i>Colleges</i> tab 2. Click the <i>Scattergrams</i> hyperlink under the <i>College Research</i> section 3. Chose a college from the drop-down menu 4. Choose the type of test you will use for your application (SAT/ACT)
College Compare	<ul style="list-style-type: none"> • This tool allows you to compare your GPA/test scores for up to 10 colleges to those of other NHS students that applied to the same colleges you are interested in. • Your PSAT score will be converted to an SAT score for the purposes of College Compare. • You will have data on those that applied and were accepted. 	<ol style="list-style-type: none"> 1. Click on the <i>Colleges</i> tab 2. Click the <i>Colleges Maps</i> hyperlink under the <i>College Research</i> section

Below are more ideas on how to explore what you need to know about prospective colleges:

- Finding information about specific colleges
 - College admission websites
 - Email or call the college's admission office/specific admission counselor
 - College visits in the College and Career Center
 - College and Career Center Weekly Newsletter
 - College fairs
 - Naviance
 - Visits to the college
- Finding a good college match:
 - Naviance
 - College SuperMatch
 - College Compare
 - Scattergrams
 - Talk to your counselor
 - Collegeboard.org
 - Talk to Mrs. Smith in the College and Career Center
- Scholarships
 - www.fastweb.com
 - The financial aid/ scholarship website of your specific college
 - Mrs. Smith in the College and Career center has a wealth of knowledge
 - Check out her newsletter and scholarship list for seniors
 - <http://www.nhscounseling.com/college-and-career-center.html>
- Sports in College
 - NCAA Eligibility Center
 - <https://web3.ncaa.org/ecwr3/>
 - www.naia.org
- Testing Dates and Registration
 - www.collegeboard.org (for SAT and SAT Subject Tests information)
 - www.act.org (for ACT information)

Finding a “Fit”

There are thousands of colleges out there, and it is important that you find the school that is right for you. Many use the term “fit” to refer to how well an institution matches your interests, abilities, preferences, personality, financial need, etc. Looking at different aspects of fit might help you narrow down your options and figure out which colleges you would like to apply to and ultimately attend.

Academic Fit

Depending on the school, there are many different types of learning environments that are available to you. Some things to think about in terms of your preferences are class structure, calendar, majors, specialized programs, professor interaction, etc. Below are some questions that might help you determine if a school is an academic fit for you:

- How big is the student body?
- What is the faculty/student ratio?
- Who teaches the lecture classes? Discussion classes?
- What is the average class size?
- Is the school on a quarter system or semester system?
- Are there study abroad opportunities? Internship? Research?
- What majors are offered? What minors are offered?
- How is career placement and counseling services offered to students?

Personal/Social Fit

Colleges vary dramatically in terms of the life on campus, whether it includes clubs, sporting events, Greek life, theater, or more. There are many things that contribute to the overall culture of the school, including:

- What is the male/female ratio?
- How many students live on-campus versus off-campus?
- Is there an active Greek Life or something similar?
- What athletic programs are available? Are there intramurals? Club sports?
- What is the diversity of the campus?
- What is the availability of religious services?
- What is the academic atmosphere?
- What types of activities are provided to students from the college?
- Are there opportunities for clubs or community service?
- Is the college connected to the surrounding town/city?

Location Fit

Colleges are located all around the country ranging from small towns to major cities. It is important that you choose a college that is located somewhere you'd be happy to live in for the next 4 years.

- Do you want to live at home and commute?
- Do you want to live on-campus?
 - What are the living spaces like?
 - Dining Packages
 - Off-campus housing options
- Do you like a small town? Urban? Rural? City?
- What is the weather like?
- What is the cost of transportation (i.e. plane tickets) from home to school each year?
 - How often will you be coming home?
- Opportunities for outdoor activities?
- What is the surrounding area of the college like?
- Do I need a car? Bike? Public transportation?

Financial Fit

Colleges can range in price depending on the institution. It is important that you and your parents discuss the amount that college will cost your family. There are many factors that will influence your decision and many times you cannot make a decision until you have seen the financial package that is sent to you after acceptance and your family's financial profile has been applied to each institution's tuition package. Please see your counselor and College and Career Specialist Mrs. Kathi Smith to help walk you through the process of financial aid, scholarship, etc. Also, check out <https://collegescorecard.ed.gov/> which has a lot of data about the cost of attendance, graduation rate, net price calculator (calculates your out-of-pocket cost for a particular school), and average salary post-graduation at various schools.

Admissions Fit

As you are researching colleges, you should look at the admissions profile at each school. This can usually be found on their website and on Naviance. This is helpful as you develop your list of colleges that you will apply to. A school's admissions profile is made up of a lot of information, but we recommend looking at the average GPA and average SAT/ACT score of admitted freshmen to get an idea of what students are getting in. On Naviance, you can see the admission decisions of past NHS students for a specific college. Some factors to consider when determining whether or not a school is an admissions fit are:

- What is the acceptance rate for the college?
 - Early Decision/Early Action versus Regular Decision

- What is the school's average SAT/ACT score?
- What is the average GPA for admitted students? For NHS students?
- Does the college look at your extra-curricular activities and leadership?
- If provided, what is the geographic distribution of the college admissions profile for the school?
 - East Coast versus West Coast

The list of colleges to which you decide to apply should include safety, target, and reach schools, as determined by average GPA and test scores for admission.

- **Safety:** A school to which you will most definitely be admitted. This school offers the area you are interested in studying and is a good option if other schools do not work out.
- **Target:** Based on the school's average GPA and test scores, the school seems like a solid match and offers the area of study you want to pursue.
- **Reach:** A school that would be a stretch for you to be admitted to when looking at their average GPA and test scores and/or because the school is very selective (based on acceptance rate). Your profile for this school might be weaker, but you would like to apply because it is a dream school.

Your college list should be made up primarily of target schools plus a couple reach and a couple safety schools. Please remember that safety schools should be schools that you would be happy to attend if other options don't work out; if you have no intention of attending a safety school, there is no point in applying. Please see your counselor with any questions about your college list, and be sure to use the College Application Manager on page 25 of this handbook.

We are more than happy to make sure you have a good range of schools to which you will apply.

College Application Breakdown

College applications often contain different parts. Each college's or college system's application might be different, so it is important that you look at each application carefully to see what is required of you. Below is a list of a few items you should be looking for as you complete your applications.

Main Application Form

Each school will have a main form that you complete with basic information about yourself. Many of the schools will have you create a username/password that allows you to complete the application and view it prior to submitting it. Some applications can be used for multiple schools. Other schools will have their own application for their campus.

For example:

- CSU Application* for all campuses: calstate.edu/apply
- UC Application* for all campuses:
<https://admissions.universityofcalifornia.edu/applicant/login.htm>
- Common Application* (used by many private schools): commonapp.org
- California Community Colleges*: cccapply.org

*We have application workshops for each of these application types - please see the "Important Dates" list and plan to attend!

Tips for Success:

- Double-check spelling, punctuation and accuracy of information, especially when you enter the classes you have taken and the grades you have earned
- Print a copy of your application to save for your records
- Keep an eye out for check boxes on the application that will allow you to be considered for financial aid, honors, or scholarships. Some schools might have that within their application while others will have a separate application, so read carefully!

Additional Documents

There are additional documents that you must send to colleges in order to be considered for admission. Each school is different, but here is a list of items you should be aware of:

- Official High School Transcript
 - Many schools require a high school transcript to be sent directly from NHS; you must let your counselor know if a transcript needs to be sent.
 - Students can purchase unlimited transcripts on registration day for \$50. Otherwise, transcripts are \$5 each and can be purchased from Mrs. Loveless in Room 928

- Counselors send transcripts for schools that are listed in Naviance. Depending on the school, the transcript will be submitted electronically or by mail
- UC/CSU campuses do not require transcripts until you have been accepted or unless they specifically request transcripts from you
- If you have taken community college courses or the CSU Fullerton Calculus course, you must send those transcripts through each specific institution
- SAT/ACT scores
 - You must request official scores to be sent to each college that requires them—scores will not be sent automatically
 - For SAT, you must log into collegeboard.org and request score reports
 - For ACT, you must log into actstudent.org and request score reports
 - Please allow ample time to process (at least two weeks)
 - You will need to pay to have your scores sent with a debit or credit card
- SAT Subject Test
 - If required, you will send your Subject Test scores through collegeboard.org
- AP Exam Scores
 - If required, you will send your AP Exam scores through collegeboard.org
- Application Fee
 - Many colleges require an application fee ranging in price. This fee is usually paid by credit or debit card prior to submitting your final application.
 - Please see your counselor if you believe you qualify for a fee waiver. Some colleges might accept waivers

Supplements to Main Application


In addition to the main application and additional documents, some schools might require supplemental parts to their application.

- Personal Statements
 - Many private and public institutions require a written statement in response to a prompt
- Resume/Extra-Curricular/Honors/Awards
 - Many schools ask you to list your involvements
 - Start this list early!
- Letters of Recommendation (more information under “NHS Application Process”)
 - Some schools will require a letter of recommendation from a teacher and/or counselor
 - Please look at each school in order to determine how many letters you will need, if any
 - UC/CSU do not take Letters of Recommendation except upon request

Deadlines

There are a number of different types of admissions processes to be aware of when you are looking at deadlines for colleges. Some colleges have Early Admission options, Rolling Admissions, or Regular Decision. Below is a great description of the different options from the National Association of College Admission Counseling (NACAC). Please feel free to discuss questions you have about deadlines with your counselor.

DEFINITIONS OF ADMISSION OPTIONS IN HIGHER EDUCATION



National Association for
College Admission Counseling
Guiding the way to higher education

STUDENTS: WHICH COLLEGE ADMISSION PROCESS BEST SUITS YOU?

Non-Restrictive Application Plans			Restrictive Application Plans	
Regular Decision	Rolling Admission	Early Action (EA)	Early Decision (ED)	Restrictive Early Action (REA)
<p>DEFINITION:</p> <p>Students submit an application by a specified date and receive a decision in a clearly stated period of time.</p>	<p>DEFINITION:</p> <p>Institutions review applications as they are submitted and render admission decisions throughout the admission cycle.</p>	<p>DEFINITION:</p> <p>Students apply early and receive a decision well in advance of the institution's regular response date.</p>	<p>DEFINITION:</p> <p>Students make a commitment to a first-choice institution where, if admitted they definitely will enroll. The application deadline and decision deadline occur early.</p>	<p>DEFINITION:</p> <p>Students apply to an institution of preference and receive a decision early. They may be restricted from applying ED or EA or REA to other institutions. If offered enrollment, they have until May 1 to confirm.</p>
<p>COMMITMENT:</p> <p>NON-BINDING</p>	<p>COMMITMENT:</p> <p>NON-BINDING</p>	<p>COMMITMENT:</p> <p>NON-BINDING</p>	<p>COMMITMENT:</p> <p>BINDING</p>	<p>COMMITMENT:</p> <p>NON-BINDING</p>
<p>Students are not restricted from applying to other institutions and have until May 1 to consider their options and confirm enrollment.</p>			<p>Students are responsible for determining and following restrictions.</p>	

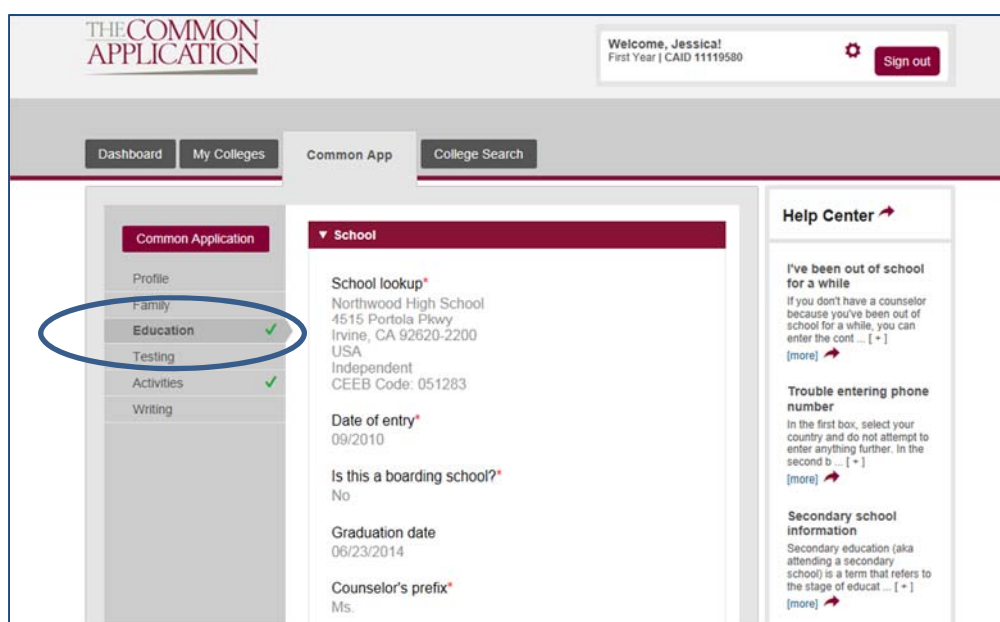
For a copy of this flyer, please visit www.nacacnet.org

The Common Application

Many of you will be using **The Common Application** which hosts applications for more than 500 private and public institutions in the United States. Many of the schools will require additional parts that are specific to the school, called supplements. After August 1, you can set up your Common Application at commonapp.org. When you create your account, remember your USERNAME and PASSWORD. You will need that information to access your common application.

Starting the Common Application

1. Go to www.commonapp.org and start an application. Be sure to record your email/log-in information in a safe place.
2. Log into your account and fill out the EDUCATION piece of your application.



The screenshot shows the Common Application dashboard for a user named Jessica. The dashboard includes a navigation menu with tabs for Dashboard, My Colleges, Common App, and College Search. The Common App tab is active, and the Education section is highlighted with a blue oval. The Education section shows a list of tabs: Profile, Family, Education (checked), Testing, Activities (checked), and Writing. The main content area displays the School lookup information for Northwood High School, including the address, country, and date of entry. The right sidebar contains a Help Center with links to various help topics.

3. Once the EDUCATION part is completed, you should sign the FERPA Release Authorization – first you need to add a college to your account
4. Go to the **College Search** tab and enter the name or city of the school you are looking for – click the Search button
5. If the school you are looking for comes up, click the checkbox next to the school and then click the Add button – you can repeat steps 4 and 5 for multiple colleges, or you can go on to step 6 and add additional colleges later
6. Go to the **My Colleges** tab.
7. Under the name of the college you added, click on **Assign Recommenders**
8. Please select whether or not you waive the right to see the recommendations that teacher(s) and/or your counselor write for you. Almost ALL students select YES to this waiver. Many teachers will write **only** for those who do select YES. Remember, a teacher is not going to write a recommendation for you unless they are giving you a positive recommendation. If you do not waive your rights, you are only saying that you would like to see the recommendations if you

enroll at that specific institution—so you have to get in and go there to see the recommendation. We cannot send any transcripts or letters until you have completed this step.

Note: ONCE THE WAIVER IS SIGNED IT CANNOT BE RESET!!

9. These steps must be completed before you can link your Common App to Naviance.

The screenshot shows the Common Application interface. At the top, the logo 'THE COMMON APPLICATION' is on the left, and a user greeting 'Welcome, Jessica! First Year | CAID 11119580' with a 'Sign out' button is on the right. Below the header is a navigation bar with 'Dashboard', 'My Colleges', 'Common App', and 'College Search'. The 'My Colleges' section is active, showing a list of colleges: Macalester College, Middlebury College, and University of Southern California. The 'Assign Recommenders' link is highlighted with a blue circle. The main content area shows the 'FERPA Release Authorization' section with a green checkmark, indicating it is completed. Below it is the 'Counselor' section, followed by 'Offline Forms' with links for Fee Waiver, School Report, Optional Report, Mid Year Report, and Final Report. The 'Teacher' section also has a green checkmark. At the bottom of the Teacher section, a status box shows 'Required: 0' and 'Allowed: 3', which is circled in blue with a blue arrow pointing to it. On the right side, there is a 'Help Center' section with various articles, including 'Naviance - unable to assign recommender in CA' and 'Recommender Information does not change'.

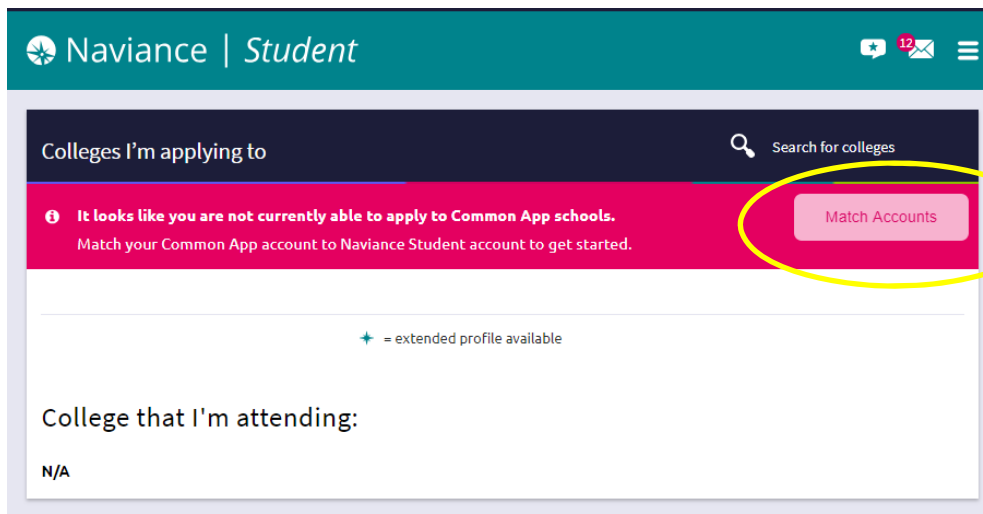
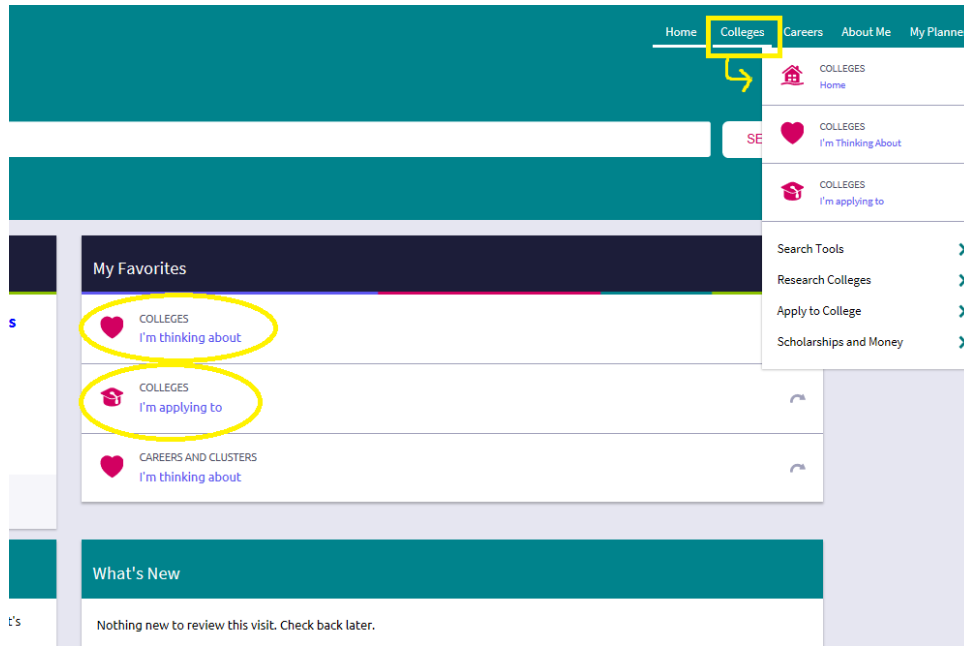
Please note that for each school it states how many letters are required. This will be helpful when selecting your teachers and assigning letters.

Other tips for success

- For any of the questions that require a short answer or essay, compose your answer in Word so you can edit and review prior to submitting.
- Always double-check your entire application. There is an option to view your application in a PDF format prior to submitting and paying.
- If you are having trouble completing the application, use the Common Application Help Center and tips that are located on the side of the application.

Applying to College: The NHS Process

1. Read and review all college application requirements and college application deadlines
2. Link your Common Application and Naviance accounts
 - a. Log in to **NAVIANCE**. On the homepage or the Colleges tab, click: *Colleges I'm applying to*



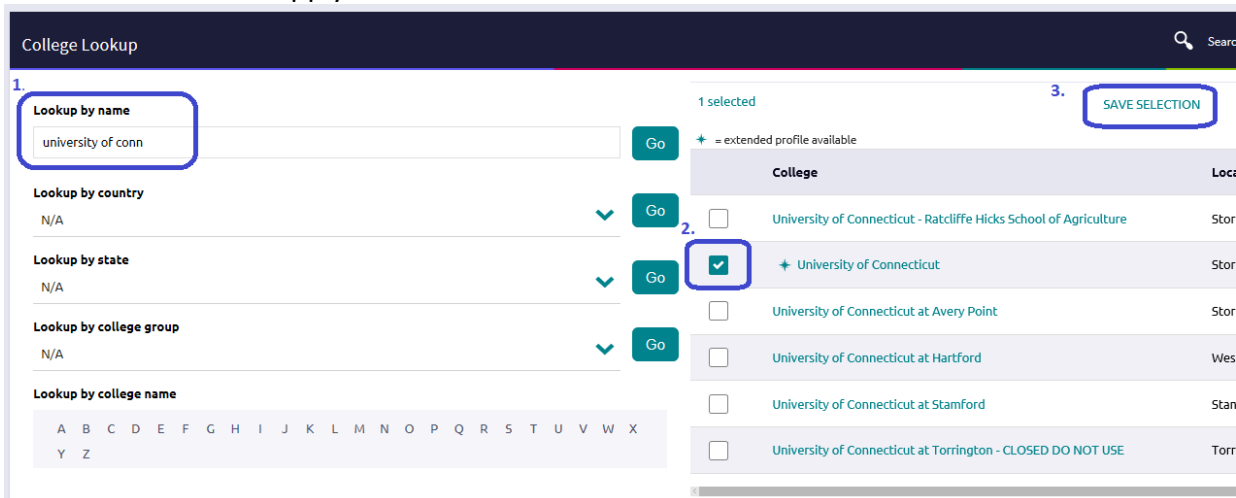
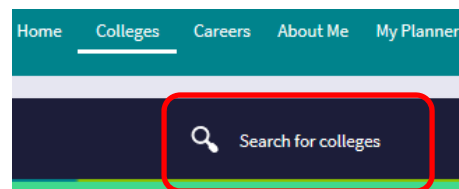
- b. Link your COMMON APPLICATION and NAVIANCE by entering the email address you used to create your Common App account
- c. The schools you've already added in the Common App should be on your list in Naviance. If any are missing, add them using the steps below.

3. Add any non-Common App schools to your college list in Naviance

a. Under the COLLEGES tab, click on *Colleges I'm applying to*

b. Click on "search for colleges" and begin typing

c. The next page will list your search results where you can add the colleges that you would like to apply to.



d. Once they are added to the portal you can see a comprehensive list that shows the type of application, submission type, deadline, and office status. If you are using The Common App, please make sure the schools are listed in your Common Application account as well.

4. Pay for transcripts

a. See page 10 for information on how to purchase transcripts

5. Request letter(s) of recommendation

a. Most state universities do not require letters of recommendation, however, private institutions usually require official transcripts with a counselor and/or teacher recommendation.

b. You need to be aware of each college's letter of recommendation requirements.

c. Reminder: UC/CSU will not accept any letters of recommendation at the time of application, but some campuses/programs might request a letter after you have applied.

d. You must add the teacher request in Naviance under "letter of recommendation".

Teacher Letter of Recommendation Process

- ✓ Personally speak with your teacher to request a letter of recommendation – see page 21 for a form that can help you organize your teacher letter requests.
- ✓ Please give your teachers AT LEAST 3-4 weeks to complete the letter. Plan for winter break in your timeline – do not expect that your teachers will write letters during winter break!
- ✓ After you have confirmed with your teacher, list them as a recommender in NAVIANCE under your college application list.

- ✓ Teachers may ask for a copy of your Senior Questionnaire, have you complete their own questionnaire, want a copy of your transcript, etc. – provide them with any materials they request from you in a timely manner!

Counselor Letter of Recommendation Process

- ✓ Schedule your SENIOR MEETING with your counselor to take place at least 3-4 weeks prior to the application deadline.
- ✓ Counselors will only meet regarding letters of recommendation until Thanksgiving break; requests for letters of recommendation made after the Thanksgiving break will not be guaranteed.
- ✓ Complete your Senior Questionnaire and bring it to the conference
 - The Senior Questionnaire can be found at the end of this form or online at <http://www.nhscounseling.com/seniors.html>
- ✓ What to bring to your Senior Meeting:
 - Completed Senior Questionnaire, including the College Application Manager
 - Signed IUSD Release of Information form (see page 23)
 - Essays/Supplements if you want your counselor to review them
 - Resume
 - Any questions you may have

Suggested Timeline for Requesting Letters of Recommendation

Remember, counselors will only honor requests for letters of recommendation that have been submitted before the Thanksgiving break.

College App Deadline	Materials to Teachers/Senior Meeting On or Before
November 1	October 11
November 15	October 24
December 1	November 10
December 15	November 24
January 1	December 3
January 15	December 3
February 1	January 12
February 15	January 23

6. Send SAT/ACT/AP scores

Students must go through the testing agency to send their SAT, ACT, and/or AP scores. Please allow 2-3 weeks for processing. Note: You do not need to send your AP scores until after the admissions decisions come out and you have decided where to attend.

7. Submit your application

Yay! You are ready to click the submit button. Double check your application and make sure you have filled everything out correctly, completed all essays and supplements and have the appropriate method of payment ready. Congratulations!

For further questions, please feel free to stop by your counselor’s office before school, during break/tutorial, lunch, after school or make an appointment.

College Funding Options

Before applying to college, your family should discuss the cost of college. Many institutions have a variety of aid opportunities available to prospective students to alleviate the cost of college. These could include: scholarship, loans, grants, work-study, and exemptions. You will be provided with a financial aid package tailored to your family's situation and what the college can offer you. It is important to look at all financial aid packages as they will vary by institution. We will have a Financial Aid night in September that will go over the process thoroughly, but here are some basic steps to remember:

- Attend Financial Aid Night on September 27, 2018. The speakers will give helpful information on applying for financial aid and filling out the FAFSA.
- Complete the FAFSA on www.fafsa.ed.gov. After October 1st, you can complete the Free Application for Federal Student Aid (FAFSA). This is the guiding document for financial aid so it is very important to submit it.
 - NHS will automatically submit all seniors GPA to the California Student Aid Commission for consideration for the Cal-Grant. If eligible, the Cal Grant would be used for California Colleges. If your parents do not want your GPA submitted, see Mrs. Smith in the College and Career center to sign a waiver.
- Complete the CSS Profile if you are applying to a private school that requires one—please check with each private school. This form is available on the CollegeBoard website at <http://student.collegeboard.org/css-financial-aid-profile>. Private schools financial aid deadlines vary, so check them carefully.
- Scholarships: Check out Mrs. Smith's Scholarship List for up-to-date information about scholarships available to NHS Students. This list is sent to your TA each Monday and available on her website. You can also take a look at www.fastweb.com to do a scholarship search and apply!
- Apply to any scholarships that are specific to the institution to which you are applying
 - Many colleges require their own scholarship and aid applications.
 - Double check with each institution that you are following their guideline.
- Consult the Net Price Calculator for the colleges that you are interested in applying to. This tool estimates the out-of-pocket expenses for each institution. Consult the college website for information.

Important Information You Need to Know

NHS School Code/CEEB Code	051283		
School Name and Address	Northwood High School 4515 Portola Parkway Irvine, CA 92620 Phone: 949/936-7200 Fax: 949/936-7349		
Counselor Information	<table style="width: 100%; border: none;"> <tr> <td style="width: 50%; border: none;"> Jess Calbreath jessicacalbreath@iusd.org 949/936-7287 MJ Kim mijinkim@iusd.org 949/936-6154 </td> <td style="width: 50%; border: none;"> Amanda Feest amandafeest@iusd.org 949/936-7224 Sam Lane samlane@iusd.org 949/936-7212 </td> </tr> </table>	Jess Calbreath jessicacalbreath@iusd.org 949/936-7287 MJ Kim mijinkim@iusd.org 949/936-6154	Amanda Feest amandafeest@iusd.org 949/936-7224 Sam Lane samlane@iusd.org 949/936-7212
Jess Calbreath jessicacalbreath@iusd.org 949/936-7287 MJ Kim mijinkim@iusd.org 949/936-6154	Amanda Feest amandafeest@iusd.org 949/936-7224 Sam Lane samlane@iusd.org 949/936-7212		
Senior Class Size	624		
Class Rank Information	NHS DOES NOT RANK		
Semester You Are Applying For	Fall 2019		
Date of Graduation	June 7, 2019		
FAFSA	<ul style="list-style-type: none"> • File after October 1, 2018 • Know the filing deadline for the college or university – it might be earlier than the state deadline of March 2, 2019 • Need a PIN for you and your parent/guardian • File online at www.fafsa.ed.gov 		
CSS Profile	<ul style="list-style-type: none"> • Required by some schools in addition to the FAFSA – check college websites to see if the CSS profile is required • Free to file • Know the filing deadline! • File online at http://profileonline.collegeboard.com 		

Important Dates

Common Application Workshop

September 12, 2018 at 7:45 am in the Theater

UC/CSU Application Workshop

September 19, 2018 at 7:45 am in the Theater

NHS/IHS Financial Aid Night

September 27, 2018 at 6:30 pm in the NHS Theater

Community College Application Workshop

October 23, 2018 at 9:40 am in the NHS Theater

Early Action/Early Decision Deadlines

November 1, 2018 or November 15, 2018 (depends on the school)

SAT Dates for Fall 2018

August 26, October 7, November 4, December 2

ACT Dates for Fall 2018

September 9, October 28, December 9

UC/CSU Application Deadlines

November 30, 2018

Regular Decision Deadlines

December 31, 2018/January 1- February 1, 2019

Community College Priority Registration

December 2018 – April 2019

IVC, SCC, and Saddleback begins December 1, 2018

OCC begins mid-February 2019

Senior Meeting

March 7, 2019 during Tutorial

Teacher Form For Teacher Recommendation

This form is a clear list so teachers know which schools you would like them to submit your letter to. Remember to ask teachers **at least three weeks** prior to the deadline and confirm with them that they will be writing your letter. Teachers may ask you for additional information, so you should communicate with them prior to filling this out. Please give this form to your teacher with any additional information that is required of you.

Name: _____ TA: _____ Email: _____

List the colleges below that you need your teachers to send a letter to.

1. _____ Deadline _____ Online or Post Mail
2. _____ Deadline _____ Online or Post Mail
3. _____ Deadline _____ Online or Post Mail
4. _____ Deadline _____ Online or Post Mail
5. _____ Deadline _____ Online or Post Mail
6. _____ Deadline _____ Online or Post Mail
7. _____ Deadline _____ Online or Post Mail
8. _____ Deadline _____ Online or Post Mail
9. _____ Deadline _____ Online or Post Mail
10. _____ Deadline _____ Online or Post Mail

Note: If the college does not accept electronic submissions, please provide your recommender with the appropriate forms an addressed/stamped envelope for each school.

Application Checklist for Student

Name of College or University _____

Applications

- Have you read the entire application to see what information is needed to complete it?
- What are the filing deadlines?
 - o Early Action _____
 - o Early Decision _____
 - o Regular Admission _____
 - o Priority _____
- I have requested letters of recommendations from my teachers and counselor at least 3 weeks before my chosen deadline
- I have completed the application form
- I have proofread the application
- I have completed all supplemental requirements for the application, if there are any
- I pressed the SUBMIT button and received an email confirmation

Grade and Test Scores

- If needed, I have added my college in Naviance and communicated with my counselor to send my transcript
- I have requested my SAT/ACT/Subject Tests through the agency's website

Letters of Recommendation

Name _____ Date Requested _____
Name _____ Date Requested _____
Name _____ Date Requested _____

Financial Aid

- Applying for financial aid?
- I have looked at the school's website to see what is required of me to apply for financial aid
- Completed my FAFSA after October 1st but before March 2nd. (Note that some schools have earlier deadlines)
- I have completed the CSS Profile if needed
- Scholarships?

Finishing Up

- Keep copies of forms, emails, and communication with school
- Write thank you notes to your recommenders
- Check your application portal and your email consistently so you don't miss any correspondence from the college**
- Update Naviance with admissions decisions as they come out

Irvine Unified School District

**RELEASE OF INFORMATION TO COLLEGES, UNIVERSITIES,
SCHOLARSHIP AND INTERNSHIP PROGRAMS OUTSIDE IUSD**

Institutions of higher learning, scholarship and internship programs outside IUSD are interested in the academic achievements, extracurricular accomplishments, and the personal qualities of their applicants. Our schools share this information with colleges and universities via the Secondary School Report and upon written request. In order to facilitate the release of this information, please read and sign the disclosure policy below:

- I understand that my son/daughter's school transcript and information on extracurricular activities will be released to the colleges, universities, scholarship and internships programs to which he/she applies.
- I understand that it is the practice of the school district to inform these colleges, universities, scholarship and internship programs of not only academic and extracurricular activities but also behavioral misconduct occurring from the 9th grade forward, when requested to do so.
- I acknowledge that teacher and counselor recommendations are subject to FERPA* guidelines.
- I also understand my son/daughter's obligation to be honest with his/her school counselor and with the colleges, universities, scholarship and internship programs to which my son/daughter is applying.

I authorize Irvine Unified School District to provide the designated education records listed above to colleges, universities, scholarship and internship programs to which my son/daughter has applied.

Student Name: _____

Student Number: _____

Date of Birth: _____

Parent/Guardian Name: _____

Parent/ Guardian Signature: _____

Student Signature: _____

Date: _____

This consent is valid until June 30 of the school year in which it was executed.

*The Family Educational Rights and Privacy Act (FERPA) (20 U.S.C. § 1232g; 34 CFR Part 99) is a Federal law that provides the privacy of student education records. The law applies to all schools that receive funds under an applicable program of the U.S. Department of Education.

<http://www2.ed.gov/policy/gen/guid/fpco/ferpa/index.html>



NORTHWOOD HIGH SCHOOL
SENIOR QUESTIONNAIRE
www.nhscounseling.com

Instructions for Senior Questionnaire: Please complete this Senior Questionnaire completely and carefully. The information you provide will be used to help your counselor write your letter of recommendation for college. Please bring a hard copy of this completed form (either typed or legibly handwritten) to your senior conference.

Instructions for College Application Manager: To aid you in your college research process, we have incorporated into this questionnaire a College Application Manager. Please use this form to keep yourself organized with your college application requirements and deadlines. Much of the information on the College Application Manager (e.g., average GPA, average test scores, admit rate) can be found in Naviance and the college’s admission website. Please try your best to complete the Application Manager as thoroughly as possible. You and your counselor will go over your list of colleges during your senior conference.

To determine whether a school is a reach, target or safety for you, please use the college’s average GPA, test scores (ACT or SAT), and admit rate as a point of comparison. The Scattergram tool in Naviance is also a good tool to help you determine this information.

1. **“Reach”** – Based on the college’s average GPA, average SAT/ACT scores and admit rate, this school would be a stretch for you to be admitted but you would like to apply because it is a dream school. It offers the area of interest you want to pursue.
2. **“Target”** – Based on the college’s average GPA, average SAT/ACT scores and admit rate, you have a 50/50 chance of being accepted and this school offers the area of interest you want to pursue.
3. **“Safety”** – Based on the college’s average GPA, average SAT/ACT scores and admit rate, you will be admitted to this school. This school also offers the area of interest you would like to pursue, and it is a school you would attend just in case you are not admitted to your target and reach schools.

Your list of colleges should consist of primarily target schools with one or two reach and safety schools. Please make sure that all of the colleges in your list are ones that you would be happy to attend; applying to colleges can be very expensive, and we do not recommend that you apply to any schools to which you would not ultimately attend.

Student’s Full Name	Click here to enter text.
Short ID Number	Click here to enter text.
Email Address	Click here to enter text.

1. List four adjectives that describe you and explain why.
 - a.
 - b.
 - c.
 - d.

2. Review your academic performance during high school:
 - a. Do you feel that your academic record is a true assessment of your ability?
Click here to enter text.
 - b. Do you feel you have worked up to your potential?
Click here to enter text.
 - c. Describe any circumstances that may have affected your performance.
Click here to enter text.

3. What was the most meaningful course you took and why?
Click here to enter text.

4. What are your strongest academic areas? What is your intended major? Why?
Click here to enter text.

5. What are your career goals? How does your intended major relate to this career goal?
Click here to enter text.

6. In what areas have you struggled the most? What did you learn from the challenge?
Click here to enter text.

7. What was the most significant extracurricular activity in which you participated? Describe the time commitment and the significance to you personally.
Click here to enter text.

8. What do you think people would be surprised to learn about you?
Click here to enter text.

9. What are your proudest personal accomplishments?
Click here to enter text.

10. How have you changed since you have been in high school?
Click here to enter text.

11. Looking back on your high school experience, is there anything you would have done differently?
Click here to enter text

12. Think of your dream school. Why should that school accept you? What can you contribute to that school?
Click here to enter text.

13. What are you most passionate about? Talk more about that.
Click here to enter text.

Please complete the following information so that we may have an accurate record of your activities. This information will be verified and used in the Counselor Letter of Recommendation. You may also provide a resume if you prefer.

School Organizations	Grade(s)	Position Held
Click here to enter text.		Click here to enter text.
Click here to enter text.		Click here to enter text.
Click here to enter text.		Click here to enter text.
Click here to enter text.		Click here to enter text.
Click here to enter text.		Click here to enter text.
Click here to enter text.		Click here to enter text.
Click here to enter text.		Click here to enter text.

Athletic Team	Grade(s)	Leadership Position/Recognition
Click here to enter text.		Click here to enter text.
Click here to enter text.		Click here to enter text.
Click here to enter text.		Click here to enter text.
Click here to enter text.		Click here to enter text.
Click here to enter text.		Click here to enter text.

Other Activities	Grade(s)	Positions Held/Honors Received
Click here to enter text.		Click here to enter text.
Click here to enter text.		Click here to enter text.
Click here to enter text.		Click here to enter text.
Click here to enter text.		Click here to enter text.
Click here to enter text.		Click here to enter text.
Click here to enter text.		Click here to enter text.
Click here to enter text.		Click here to enter text.

Honors or Awards	Grade(s)
Click here to enter text.	
Click here to enter text.	
Click here to enter text.	
Click here to enter text.	
Click here to enter text.	

Please list all summer programs, college courses, or enrichment programs you have participated in during your time at Northwood High School. Also include dates of participation.

[Click here to enter text.](#)